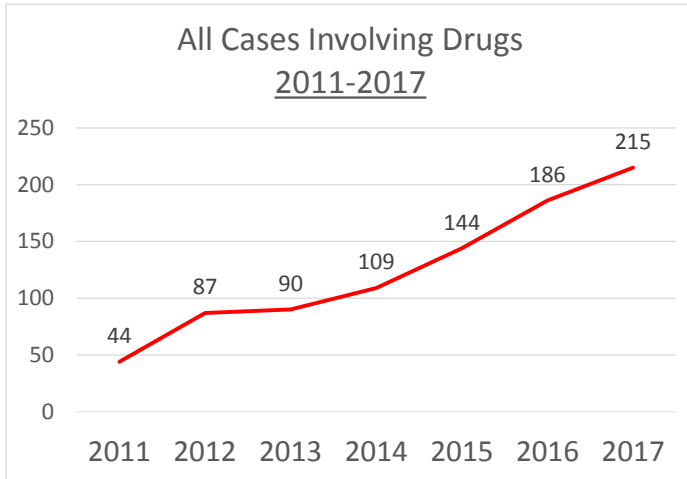


City of Sullivan Drug Stats

Total 2017 Arrests: 1,105

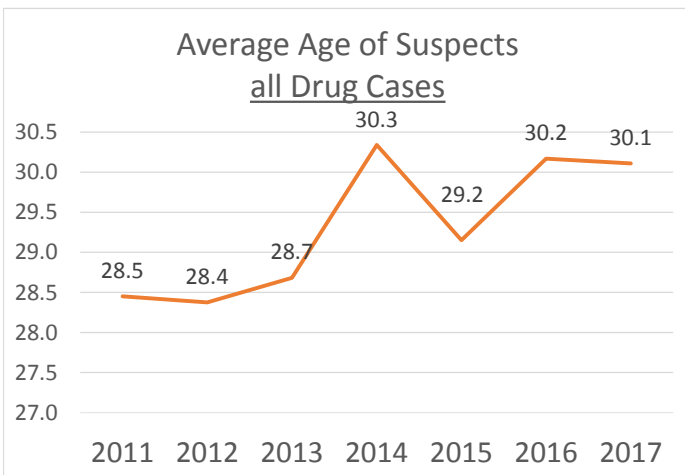
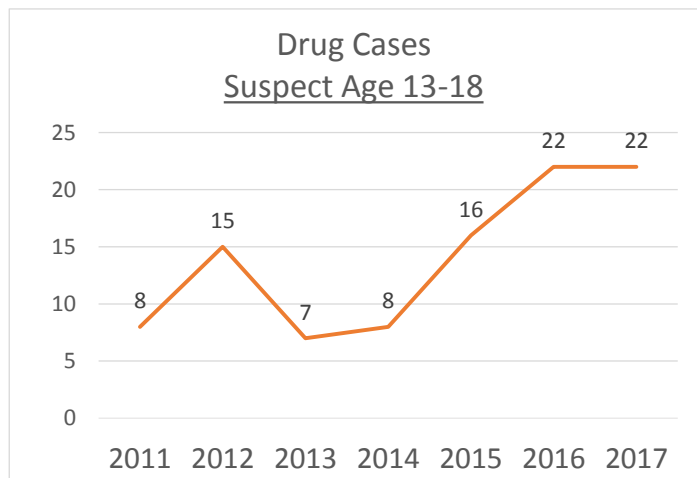
(Includes All Crimes)



*Between 2011 and 2017, the number of cases involving drugs has increased by nearly 500%

*Between 2011 and 2017, the number of drug cases where the suspect is between 13-18, has nearly tripled.

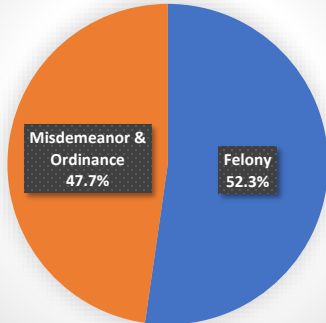
*2017 has 1 less drug cases where suspect is 17-18, but 1 extra where the suspect is 13-16.



*Trends show the average age of suspect is going up, however this is an average age of all suspects in all drug cases, which is also steadily climbing.

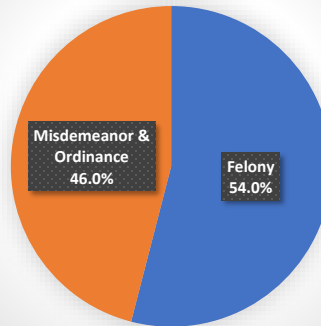
Case Classification

2011 Drug Cases

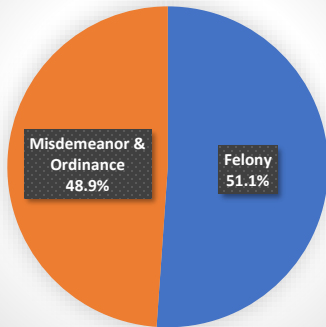


*The Felony cases indicate that the suspect(s) was charged with having the "harder" drugs. The Misd/Ord cases would include most of the marijuana and paraphernalia cases.

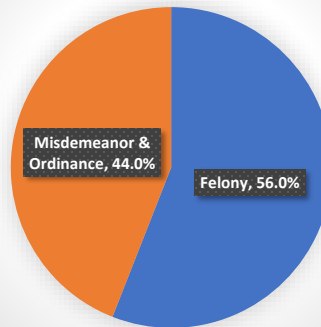
2012 Drug Cases



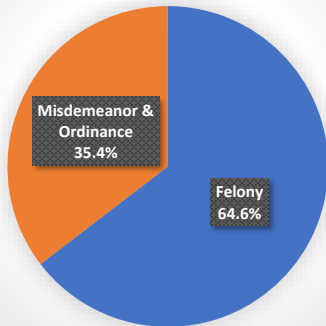
2013 Drug Cases



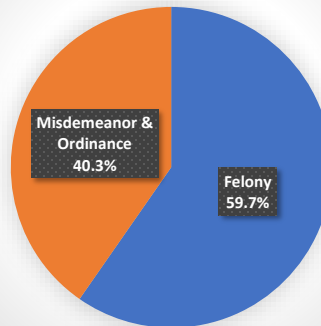
2014 Drug Cases



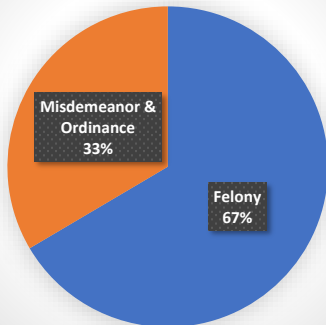
2015 Drug Cases



2016 Drug Cases



2017 Drug Cases



*As the graphs show, felony cases are the consistent majority of all drug cases. This suggests that we come across more "hard" drugs than the marijuana and paraphernalia cases

